

State and Regional Construction Forecasts **2025/26**


Samples of tables and documents



macromonitor

Detailed Quarterly Building and Construction Activity By Region

Historical data from September 2005 – Forecasts to June 2034

<div> <div>State and Regional Construction</div> <div>Quarterly Data and Forecasts</div> <div>  </div> </div>									
State	Region	Sector	Detailed Segment	Activity Indicator	Sep-05	Dec-05	Mar-06	Jun-06	St
QLD	Townsville	Residential Building	Houses	Number approved	0.0	0.0	0.0	0.0	
QLD	Townsville	Residential Building	Houses	Number commenced	0.0	0.0	0.0	0.0	
QLD	Townsville	Residential Building	Houses	Work done (\$m)	0.0	0.0	0.0	0.0	
QLD	Townsville	Residential Building	Medium density dwellings	Number approved	0.0	0.0	0.0	0.0	
QLD	Townsville	Residential Building	Medium density dwellings	Number commenced	0.0	0.0	0.0	0.0	
QLD	Townsville	Residential Building	Medium density dwellings	Work done (\$m)	0.0	0.0	0.0	0.0	
QLD	Townsville	Residential Building	High density dwellings	Number approved	0.0	0.0	0.0	0.0	
QLD	Townsville	Residential Building	High density dwellings	Number commenced	0.0	0.0	0.0	0.0	
QLD	Townsville	Residential Building	High density dwellings	Work commenced (\$m)	0.0	0.0	0.0	0.0	
QLD	Townsville	Residential Building	High density dwellings	Work done (\$m)	0.0	0.0	0.0	0.0	
QLD	Townsville	Residential Building	Alterations and additions (\$10,000+)	Work done (\$m)	0.0	0.0	0.0	0.0	
QLD	Townsville	Non-Residential Building	Total Non-Residential Building	Work commenced (\$m)	0.0	0.0	0.0	0.0	
QLD	Townsville	Non-Residential Building	Total Non-Residential Building	Work done (\$m)	0.0	0.0	0.0	0.0	
QLD	Townsville	Non-Residential Building	Retail and wholesale trade	Work commenced (\$m)	0.0	0.0	0.0	0.0	
QLD	Townsville	Non-Residential Building	Retail and wholesale trade	Work done (\$m)	0.0	0.0	0.0	0.0	
QLD	Townsville	Non-Residential Building	Transport Buildings	Work commenced (\$m)	0.0	0.0	0.0	0.0	
QLD	Townsville	Non-Residential Building	Transport Buildings	Work done (\$m)	0.0	0.0	0.0	0.0	
QLD	Townsville	Non-Residential Building	Offices	Work commenced (\$m)	0.0	0.0	0.0	0.0	
QLD	Townsville	Non-Residential Building	Offices	Work done (\$m)	0.0	0.0	0.0	0.0	
QLD	Townsville	Non-Residential Building	Data Centres & Other Commercial	Work commenced (\$m)	0.0	0.0	0.0	0.0	
QLD	Townsville	Non-Residential Building	Data Centres & Other Commercial	Work done (\$m)	0.0	0.0	0.0	0.0	
QLD	Townsville	Non-Residential Building	Factories and other secondary production	Work commenced (\$m)	0.0	0.0	0.0	0.0	
QLD	Townsville	Non-Residential Building	Factories and other secondary production	Work done (\$m)	0.0	0.0	0.0	0.0	
QLD	Townsville	Non-Residential Building	Warehouses	Work commenced (\$m)	0.0	0.0	0.0	0.0	
QLD	Townsville	Non-Residential Building	Warehouses	Work done (\$m)	0.0	0.0	0.0	0.0	
QLD	Townsville	Non-Residential Building	Agricultural and aquacultural	Work commenced (\$m)	0.0	0.0	0.0	0.0	
QLD	Townsville	Non-Residential Building	Agricultural and aquacultural	Work done (\$m)	0.0	0.0	0.0	0.0	
QLD	Townsville	Non-Residential Building	Other industrial	Work commenced (\$m)	0.0	0.0	0.0	0.0	
QLD	Townsville	Non-Residential Building	Other industrial	Work done (\$m)	0.0	0.0	0.0	0.0	
QLD	Townsville	Non-Residential Building	Education	Work commenced (\$m)	0.0	0.0	0.0	0.0	
QLD	Townsville	Non-Residential Building	Education	Work done (\$m)	0.0	0.0	0.0	0.0	
QLD	Townsville	Non-Residential Building	Religion	Work commenced (\$m)	0.0	0.0	0.0	0.0	
QLD	Townsville	Non-Residential Building	Religion	Work done (\$m)	0.0	0.0	0.0	0.0	
QLD	Townsville	Non-Residential Building	Aged care	Work commenced (\$m)	0.0	0.0	0.0	0.0	
QLD	Townsville	Non-Residential Building	Aged care	Work done (\$m)	0.0	0.0	0.0	0.0	
QLD	Townsville	Non-Residential Building	Health	Work commenced (\$m)	0.0	0.0	0.0	0.0	
QLD	Townsville	Non-Residential Building	Health	Work done (\$m)	0.0	0.0	0.0	0.0	
QLD	Townsville	Non-Residential Building	Entertainment and recreation	Work commenced (\$m)	0.0	0.0	0.0	0.0	
QLD	Townsville	Non-Residential Building	Entertainment and recreation	Work done (\$m)	0.0	0.0	0.0	0.0	
QLD	Townsville	Non-Residential Building	Short term accommodation	Work commenced (\$m)	0.0	0.0	0.0	0.0	
QLD	Townsville	Non-Residential Building	Short term accommodation	Work done (\$m)	0.0	0.0	0.0	0.0	
QLD	Townsville	Non-Residential Building	Other non-residential	Work commenced (\$m)	0.0	0.0	0.0	0.0	
QLD	Townsville	Non-Residential Building	Other non-residential	Work done (\$m)	0.0	0.0	0.0	0.0	
QLD	Townsville	Road Construction	Road Construction - Total	Work done (\$m)	0.0	0.0	0.0	0.0	
QLD	Townsville	Road Construction	Public - State roads	Work done (\$m)	0.0	0.0	0.0	0.0	
QLD	Townsville	Road Construction	Public - Airport runways and pavement	Work done (\$m)	0.0	0.0	0.0	0.0	
QLD	Townsville	Road Construction	Public - Local roads	Work done (\$m)	0.0	0.0	0.0	0.0	
QLD	Townsville	Road Construction	Public Roads - Total	Work done (\$m)	0.0	0.0	0.0	0.0	
QLD	Townsville	Road Construction	Private - Major motorways	Work done (\$m)	0.0	0.0	0.0	0.0	
QLD	Townsville	Road Construction	Private - Airport runways and pavement	Work done (\$m)	0.0	0.0	0.0	0.0	
QLD	Townsville	Road Construction	Private - Access roads	Work done (\$m)	0.0	0.0	0.0	0.0	
QLD	Townsville	Road Construction	Private - Subdivisions	Work done (\$m)	0.0	0.0	0.0	0.0	
QLD	Townsville	Road Construction	Private Roads - Total	Work done (\$m)	0.0	0.0	0.0	0.0	
QLD	Townsville	Other Engineering Construction	Other Engineering Construction - Total	Work done (\$m)	0.0	0.0	0.0	0.0	
QLD	Townsville	Other Engineering Construction	Bridges	Work done (\$m)	0.0	0.0	0.0	0.0	
QLD	Townsville	Other Engineering Construction	Railways	Work done (\$m)	0.0	0.0	0.0	0.0	
QLD	Townsville	Other Engineering Construction	Harbours / Ports	Work done (\$m)	0.0	0.0	0.0	0.0	
QLD	Townsville	Other Engineering Construction	Water & Wastewater	Work done (\$m)	0.0	0.0	0.0	0.0	
QLD	Townsville	Other Engineering Construction	Electricity	Work done (\$m)	0.0	0.0	0.0	0.0	
QLD	Townsville	Other Engineering Construction	Pipelines	Work done (\$m)	0.0	0.0	0.0	0.0	
QLD	Townsville	Other Engineering Construction	Telecommunications	Work done (\$m)	0.0	0.0	0.0	0.0	
QLD	Townsville	Other Engineering Construction	Recreation & Other	Work done (\$m)	0.0	0.0	0.0	0.0	
QLD	Townsville	Road Maintenance	Total Road Maintenance	Work done (\$m)	0.0	0.0	0.0	0.0	
QLD	Townsville	Road Maintenance	Routine maintenance	Work done (\$m)	0.0	0.0	0.0	0.0	
QLD	Townsville	Road Maintenance	Periodic surface maintenance	Work done (\$m)	0.0	0.0	0.0	0.0	
QLD	Townsville	Road Maintenance	Rehabilitation	Work done (\$m)	0.0	0.0	0.0	0.0	
QLD	Townsville	Resources Construction	Resources Construction - Total	Work done (\$m)	0.0	0.0	0.0	0.0	
QLD	Townsville	Resources Construction	Oil, gas and other hydrocarbon	Work done (\$m)	0.0	0.0	0.0	0.0	
QLD	Townsville	Resources Construction	Bauxite, alumina and aluminium	Work done (\$m)	0.0	0.0	0.0	0.0	
QLD	Townsville	Resources Construction	Coal and coal handling	Work done (\$m)	0.0	0.0	0.0	0.0	
QLD	Townsville	Resources Construction	Other minerals	Work done (\$m)	0.0	0.0	0.0	0.0	
QLD	Townsville	Resources Construction	Other heavy industry	Work done (\$m)	0.0	0.0	0.0	0.0	

Annual Building and Construction Activity By Region - Continued

Historical data from 2005/06 – Forecasts to 2033/34

Townsville

Value of Work Done by Sector

\$ Million - Chain Volume Measures - 2022/23 Prices



										Forecasts									
Year Ended June		2017	2018	2019	2020	2021	2022	2023	2024	2025	2026	2027	2028	2029	2030	2031	2032	2033	2034
TRANSPORT & INFRASTRUCTURE	\$M	0	0	0	0	0	0	0	0	0	0	0	0	0	0	0	0	0	0
	%ch	0.0	0.0	0.0	0.0	0.0	0.0	0.0	0.0	0.0	0.0	0.0	0.0	0.0	0.0	0.0	0.0	0.0	0.0
Roads & Bridges	\$M	0	0	0	0	0	0	0	0	0	0	0	0	0	0	0	0	0	0
	%ch	0.0	0.0	0.0	0.0	0.0	0.0	0.0	0.0	0.0	0.0	0.0	0.0	0.0	0.0	0.0	0.0	0.0	0.0
Rail	\$M	0	0	0	0	0	0	0	0	0	0	0	0	0	0	0	0	0	0
	%ch	0.0	0.0	0.0	0.0	0.0	0.0	0.0	0.0	0.0	0.0	0.0	0.0	0.0	0.0	0.0	0.0	0.0	0.0
Ports	\$M	0	0	0	0	0	0	0	0	0	0	0	0	0	0	0	0	0	0
	%ch	0.0	0.0	0.0	0.0	0.0	0.0	0.0	0.0	0.0	0.0	0.0	0.0	0.0	0.0	0.0	0.0	0.0	0.0
UTILITIES	\$M	0	0	0	0	0	0	0	0	0	0	0	0	0	0	0	0	0	0
	%ch	0.0	0.0	0.0	0.0	0.0	0.0	0.0	0.0	0.0	0.0	0.0	0.0	0.0	0.0	0.0	0.0	0.0	0.0
Water & Wastewater	\$M	0	0	0	0	0	0	0	0	0	0	0	0	0	0	0	0	0	0
	%ch	0.0	0.0	0.0	0.0	0.0	0.0	0.0	0.0	0.0	0.0	0.0	0.0	0.0	0.0	0.0	0.0	0.0	0.0
Electricity	\$M	0	0	0	0	0	0	0	0	0	0	0	0	0	0	0	0	0	0
	%ch	0.0	0.0	0.0	0.0	0.0	0.0	0.0	0.0	0.0	0.0	0.0	0.0	0.0	0.0	0.0	0.0	0.0	0.0
Gas Pipelines	\$M	0	0	0	0	0	0	0	0	0	0	0	0	0	0	0	0	0	0
	%ch	0.0	0.0	0.0	0.0	0.0	0.0	0.0	0.0	0.0	0.0	0.0	0.0	0.0	0.0	0.0	0.0	0.0	0.0
Telecommunications	\$M	0	0	0	0	0	0	0	0	0	0	0	0	0	0	0	0	0	0
	%ch	0.0	0.0	0.0	0.0	0.0	0.0	0.0	0.0	0.0	0.0	0.0	0.0	0.0	0.0	0.0	0.0	0.0	0.0
RESOURCES	\$M	0	0	0	0	0	0	0	0	0	0	0	0	0	0	0	0	0	0
	%ch	0.0	0.0	0.0	0.0	0.0	0.0	0.0	0.0	0.0	0.0	0.0	0.0	0.0	0.0	0.0	0.0	0.0	0.0
Oil & Gas	\$M	0	0	0	0	0	0	0	0	0	0	0	0	0	0	0	0	0	0
	%ch	0.0	0.0	0.0	0.0	0.0	0.0	0.0	0.0	0.0	0.0	0.0	0.0	0.0	0.0	0.0	0.0	0.0	0.0
Bauxite, Alumina & Aluminium	\$M	0	0	0	0	0	0	0	0	0	0	0	0	0	0	0	0	0	0
	%ch	0.0	0.0	0.0	0.0	0.0	0.0	0.0	0.0	0.0	0.0	0.0	0.0	0.0	0.0	0.0	0.0	0.0	0.0
Coal & Coal Handling	\$M	0	0	0	0	0	0	0	0	0	0	0	0	0	0	0	0	0	0
	%ch	0.0	0.0	0.0	0.0	0.0	0.0	0.0	0.0	0.0	0.0	0.0	0.0	0.0	0.0	0.0	0.0	0.0	0.0
Other Minerals	\$M	0	0	0	0	0	0	0	0	0	0	0	0	0	0	0	0	0	0
	%ch	0.0	0.0	0.0	0.0	0.0	0.0	0.0	0.0	0.0	0.0	0.0	0.0	0.0	0.0	0.0	0.0	0.0	0.0
Other Heavy Industry	\$M	0	0	0	0	0	0	0	0	0	0	0	0	0	0	0	0	0	0
	%ch	0.0	0.0	0.0	0.0	0.0	0.0	0.0	0.0	0.0	0.0	0.0	0.0	0.0	0.0	0.0	0.0	0.0	0.0
Recreation	\$M	0	0	0	0	0	0	0	0	0	0	0	0	0	0	0	0	0	0
	%ch	0.0	0.0	0.0	0.0	0.0	0.0	0.0	0.0	0.0	0.0	0.0	0.0	0.0	0.0	0.0	0.0	0.0	0.0
Other Engineering	\$M	0	0	0	0	0	0	0	0	0	0	0	0	0	0	0	0	0	0
	%ch	0.0	0.0	0.0	0.0	0.0	0.0	0.0	0.0	0.0	0.0	0.0	0.0	0.0	0.0	0.0	0.0	0.0	0.0
TOTAL NON-BUILDING CONSTRUCTION	\$M	0	0	0	0	0	0	0	0	0	0	0	0	0	0	0	0	0	0
	%ch	0.0	0.0	0.0	0.0	0.0	0.0	0.0	0.0	0.0	0.0	0.0	0.0	0.0	0.0	0.0	0.0	0.0	0.0
RESIDENTIAL BUILDING	\$M	0	0	0	0	0	0	0	0	0	0	0	0	0	0	0	0	0	0
	%ch	0.0	0.0	0.0	0.0	0.0	0.0	0.0	0.0	0.0	0.0	0.0	0.0	0.0	0.0	0.0	0.0	0.0	0.0
New Houses	\$M	0	0	0	0	0	0	0	0	0	0	0	0	0	0	0	0	0	0
	%ch	0.0	0.0	0.0	0.0	0.0	0.0	0.0	0.0	0.0	0.0	0.0	0.0	0.0	0.0	0.0	0.0	0.0	0.0
New Other Dwellings	\$M	0	0	0	0	0	0	0	0	0	0	0	0	0	0	0	0	0	0
	%ch	0.0	0.0	0.0	0.0	0.0	0.0	0.0	0.0	0.0	0.0	0.0	0.0	0.0	0.0	0.0	0.0	0.0	0.0
Alterations & Additions to Dwellings	\$M	0	0	0	0	0	0	0	0	0	0	0	0	0	0	0	0	0	0
	%ch	0.0	0.0	0.0	0.0	0.0	0.0	0.0	0.0	0.0	0.0	0.0	0.0	0.0	0.0	0.0	0.0	0.0	0.0

Annual Building and Construction Activity By Region - Continued

Historical data from 2005/06 – Forecasts to 2033/34

Townsville

Value of Work Done by Sector

\$ Million - Chain Volume Measures - 2022/23 Prices

[illegible]

Annual Building and Construction Activity By Region - Continued

Historical data from 2005/06 – Forecasts to 2033/34



Townsville

Number of Dwelling Approvals

[illegible]

Value of Dwelling Approvals

\$ Million - Chain Volume Measures - 2022/23 Prices

[illegible]


Historical data from September 2001 – Forecasts to June 2034

Historical data from September 2001 – Forecasts to June 2034

[illegible]

List of Major Projects – by Region and Sector

With Value of Work Done by Year – 2005/06 to 2033/34

Macromonitor - Project List - August 2025 							Value of Work Done by Year - Year Ended June - \$ Million						
Industry	State	Standard Regions-All	Project/Road/Region	Sector	Private/ Public	Cost (\$M) 2006-2034	2006	2007	2008	2009	2010	2011	2012
Resources	QLD	Townsville	Agripower Amorphous Silica - Stage 2 Development	OHI	Private	1600	0	0	0	0	0	0	0
Resources	QLD	Townsville	Townsville Energy Chemicals Hub	Other Minerals	Private	1500	0	0	0	0	0	0	0
Water	QLD	Townsville	Burdekin Falls Dam raising project		Public	1150	0	0	0	0	0	0	0
Roads	QLD	Townsville	Townsville to Ingham		Public	808	0	0	0	0	0	0	0
Electricity	QLD	Townsville	Hells Gate Dam - Hydro	Water	Private	695	0	0	0	0	0	0	0
Resources	QLD	Townsville	Yabulu Nickel refinery upgrade	OHI	Private	625	0	0	0	0	0	0	0
Roads	QLD	Townsville	Bowen to Townsville (55% of total project)		Public	591	0	0	0	0	0	0	0
Building	QLD	Townsville	Townsville University Hospital Expansion	health		530	0	0	0	0	0	0	0
Resources	QLD	Townsville	Brumby-Clydesdale Project	Other Minerals	Private	450	0	0	0	0	0	0	0
Ports	QLD	Townsville	Townsville Port Expansion Project - remaining stages		Public	450	0	0	0	0	0	0	0
Resources	QLD	Townsville	Agripower Amorphouse Silica-Fertiliser Processing Plant	OHI	Private	442	0	0	0	0	0	0	0

Summary of outlook

Australia's construction sector is already four years into a strong upturn. The key drivers in recent years have been:

- Initially, a surge in house building in response to the *HomeBuilder* scheme – which lasted from late 2020 to early 2022,
- A boom in renewable energy and supporting investments,
- A large road and rail construction upturn, including a wave of mega-projects in capital cities,
- Major increases in a selected number of non-residential building segments, including hospitals, data centres and logistics facilities,
- Modest upturns in gas and other resources investment post-COVID.

The key drives of the next phase of the upturn will be the transition to renewable energy, and another upturn in residential building.

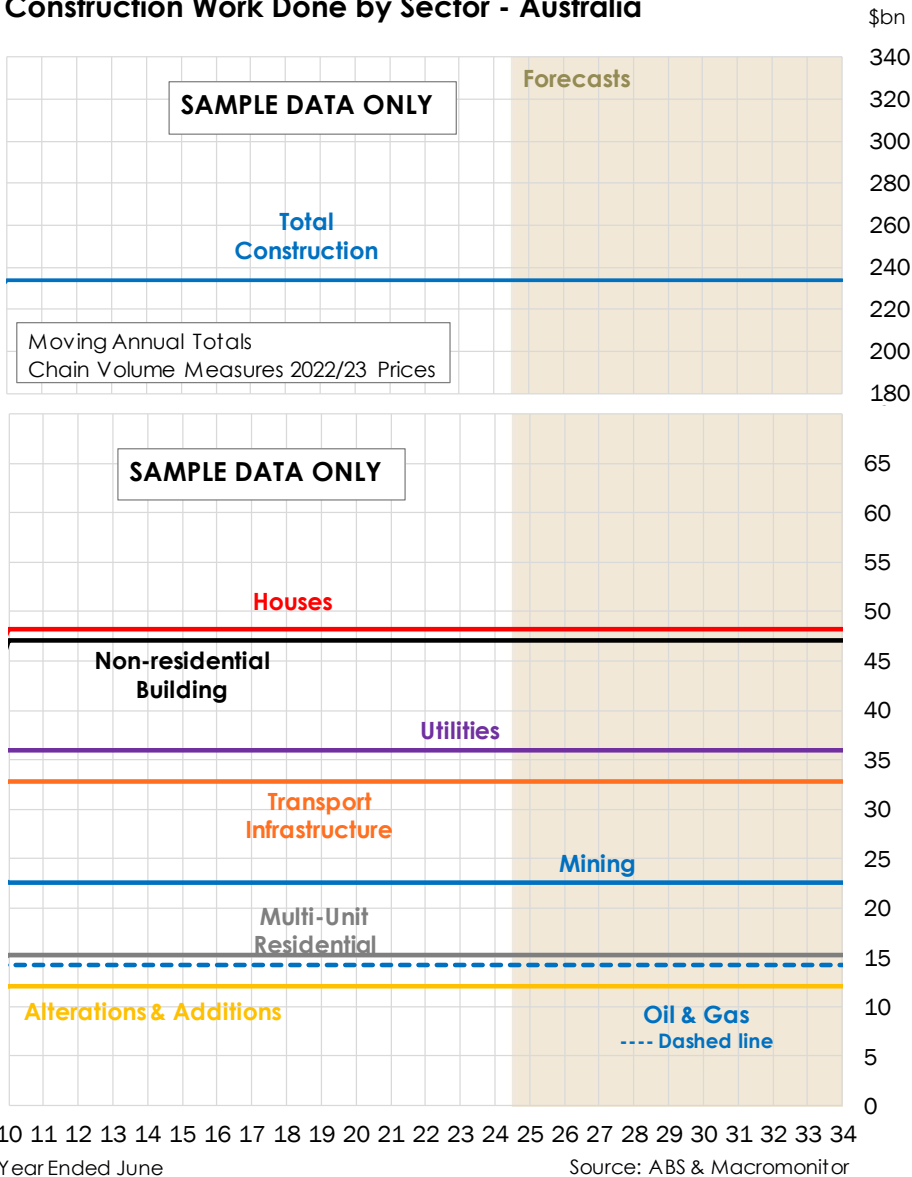
A large downturn in the residential building sector followed the end of the *HomeBuilder* scheme, in combination with the weak economy and high interest rates. We now expect a recovery in dwellings starts (beginning with an increase of 14% in 2025), which will contribute to the last few years of the upturn, through to a peak in 2027/28.

Occupant demand is rising to an unprecedented amount, following a post-pandemic gush in net overseas migration. The build-up of unmet demand, and need to address it, plus cuts in interest rates, will provide the impetus for the next housing upturn in 2025. We expect further interest rate cuts to early 2026, which will further propel the upturn.

We expect a continuation of the trend towards higher density living, and accordingly we forecast a significantly stronger upturn in multi-unit dwellings.

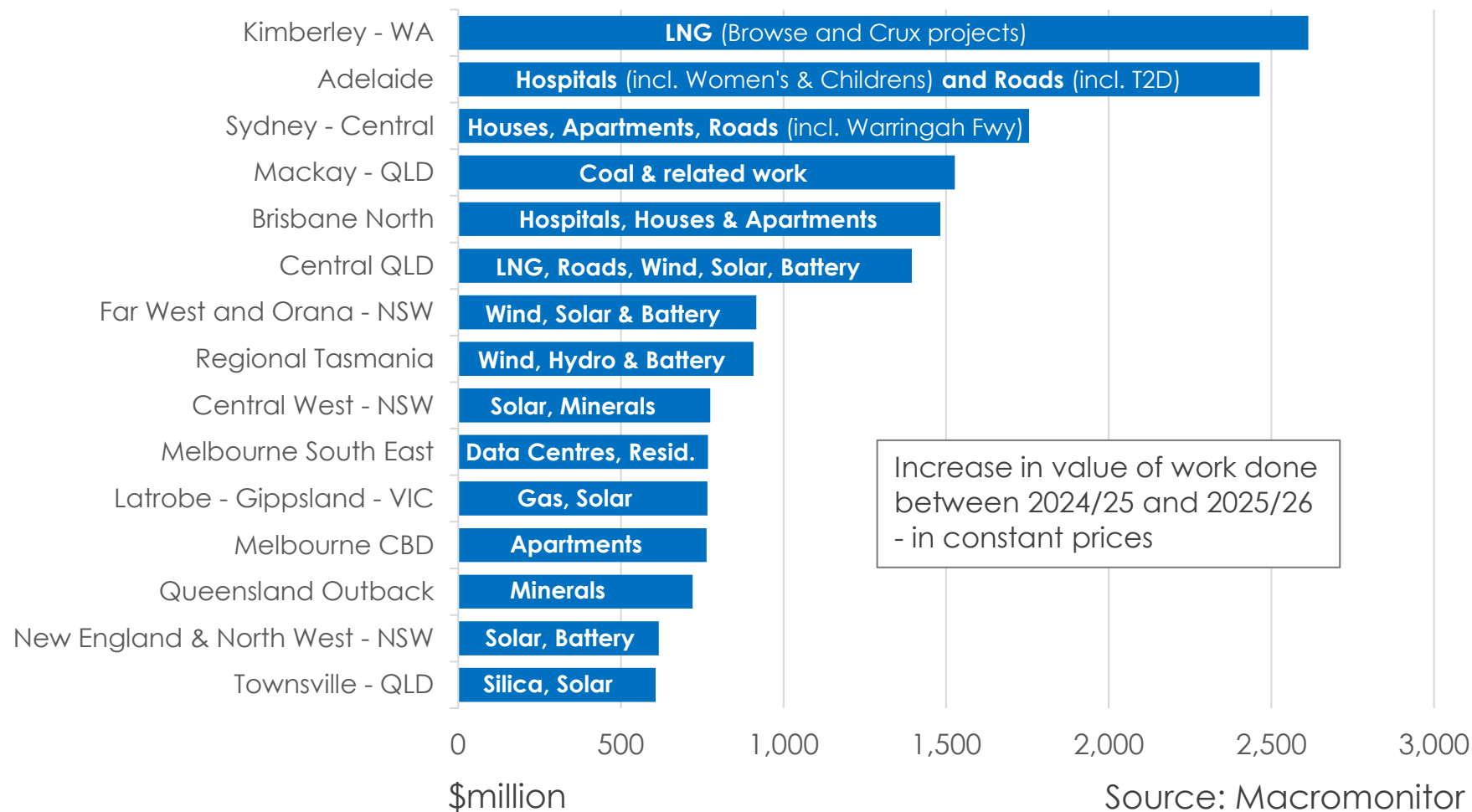
Australian construction is in the midst of a prolonged upturn

Construction Work Done by Sector - Australia



Increases in Construction Work Done - 2025/26

Australia's 15 Strongest Growth Regions (with key drivers)



Residential Building

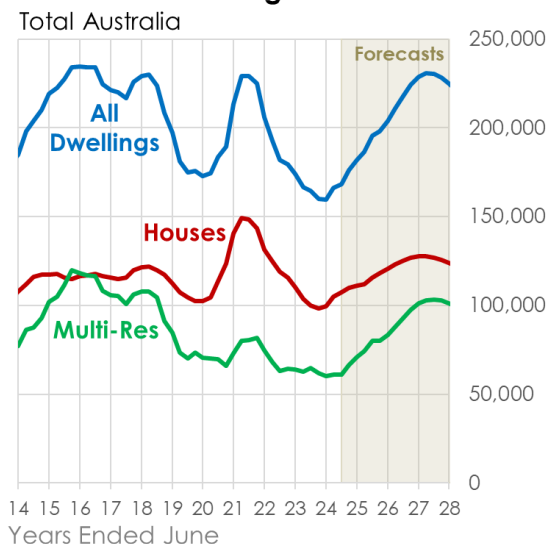
Key Points in Outlook:

- Early indications of an upturn apparent in leading indicators
- Approvals up strongly in 2024/25 YTD
- Commencements rose solidly in September and December quarters of 2024
- Occupant demand and stock deficiency now at unprecedented levels
- Further reduction in interest rates expected during 2025 and early 2026
- Increase in dwelling starts of 14% in 2025 – total upturn of 43% over next three years

Forecasts – Total Australia:

	<u>No. of starts</u>	<u>Ann % Ch.</u>
FY2025	182,000	13.9%
FY2026	204,000	12.1%
FY2027	229,000	12.2%
FY2028	225,000	-1.6%

Number of Dwellings Commenced



Alterations & Additions

Key Points in Outlook:

- Large downturn since the end of the *HomeBuilder* scheme (which included renovations)
- Value of starts has stabilised and value of work done expected to begin rising during the second half of 2024/25
- Long term trend increase is expected to resume over next five years
- Growth of 4.9% expected (in real terms) in 2025/26, boosted by cuts to interest rates

Forecasts – Total Australia:

	<u>Value of work done</u>	<u>Ann % Ch.</u>
FY2025	\$13.5bn	2.1%
FY2026	\$14.2bn	4.9%
FY2027	\$14.6bn	3.2%
FY2028	\$14.8bn	1.3%

Alterations & Additions Work

